

## SPEC SHEET + MEASUREMENTS

**PORT&CO.**

Port & Co<sup>™</sup> Core Fleece Sweatpant with Pockets. PC78P

### Product photo



Cozy sweats in our core weight.

- 7.8-ounce, 50/50 cotton/poly fleece
- Air jet yarn for softness
- Elastic waistband with drawcord
- Open bottom cuffs

### CARE INSTRUCTIONS

Machine wash cold, inside out with like colors. Only non-chlorine bleach, when needed. Tumble dry low. Do not iron.

### Sketches



front



back

# SPEC SHEET + MEASUREMENTS

**PORT&CO.**

Port & Co<sup>™</sup> Core Fleece Sweatpant with Pockets. PC78P

## PRODUCT MEASUREMENTS

	S	M	L	XL	2XL	3XL	4XL
Waist	13	14	15	16	18	20	22
Inseam	32	32 1/2	33	33 1/2	34	34 1/2	34 1/2

**Waist:** Measured point to point across the waistband when laid flat.

**Inseam:** Measured from crotch seam to hem.

## SIZE CHARTS

	S	M	L	XL	2XL	3XL	4XL
Waist	29-31	32-34	35-37	38-40	41-43	44-47	48-51
Inseam	31	32	32	33	33 1/2	34	34 1/2

## HOW TO MEASURE



### WAIST

Measure around the smallest part of the natural waist.









# SPEC SHEET + MEASUREMENTS

**PORT&CO.**

Port & Co<sup>™</sup> Core Fleece Sweatpant with Pockets. PC78P

## COLORS

Please note: PMS code information is shown only when an exact match is available.

							
Ash PMS COOL GRAY 3C	Athletic Heather PMS COOL GRAY 7C	Charcoal PMS COOL GRAY 11C	Jet Black PMS BLACK C	Navy PMS 2380C	Red PMS 200C	Royal PMS 2133C	White